

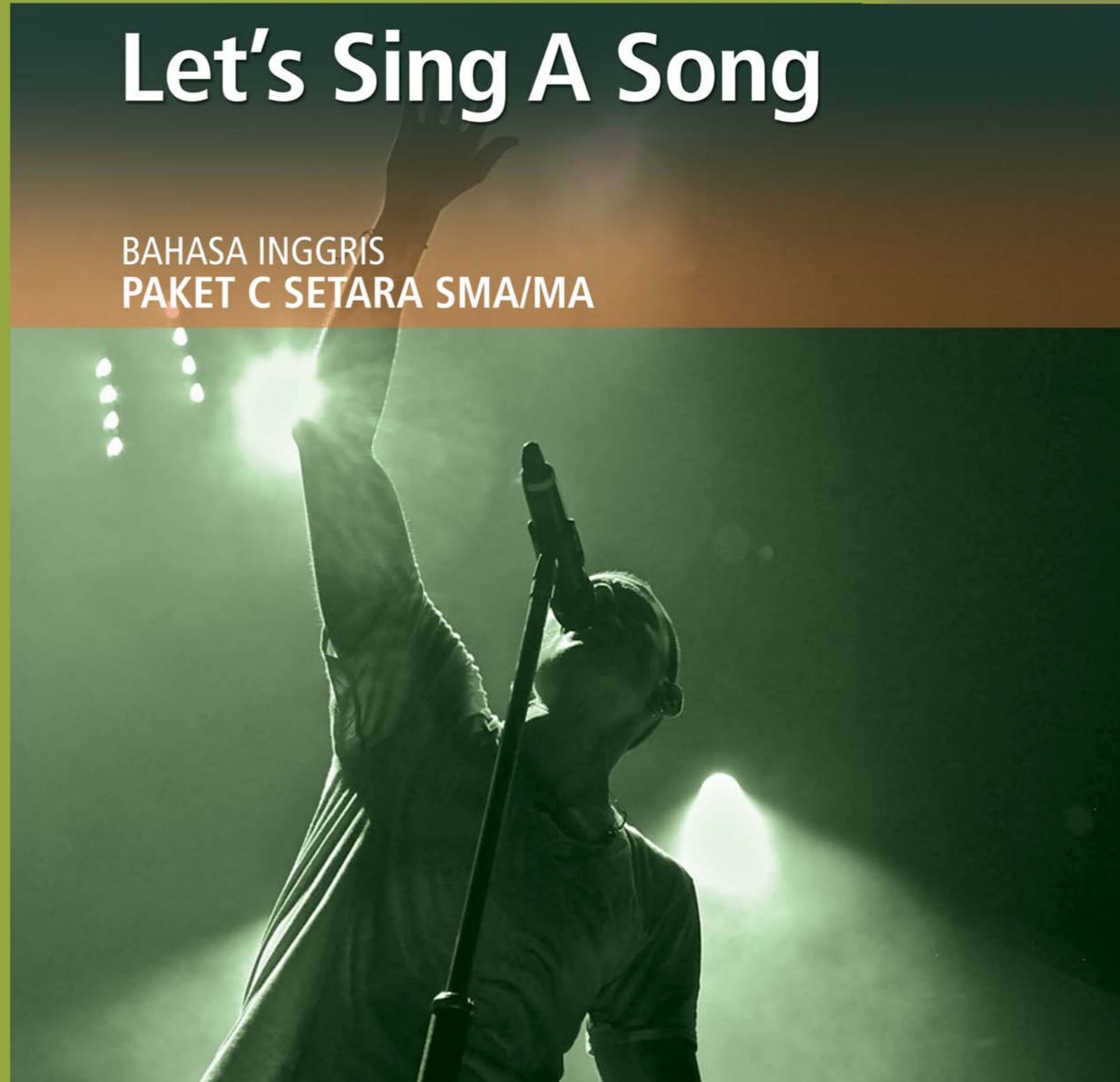


Kementerian Pendidikan dan Kebudayaan
Direktorat Jenderal Pendidikan Anak Usia Dini dan Pendidikan Masyarakat
Direktorat Pembinaan Pendidikan Keaksaraan dan Kesetaraan
Tahun 2017

MODUL 5

Let's Sing A Song

BAHASA INGGRIS
PAKET C SETARA SMA/MA





Kementerian Pendidikan dan Kebudayaan
Direktorat Jenderal Pendidikan Anak Usia Dini dan Pendidikan Masyarakat
Direktorat Pembinaan Pendidikan Keaksaraan dan Kesetaraan
Tahun 2017

MODUL 5

Let's Sing A Song

BAHASA INGGRIS
PAKET C SETARA SMA/MA



Bahasa Inggris Paket C Tingkatan V Modul Tema 5
Modul Tema 5 : Let's sing a song

- Penulis: Prayitno, S.Pd.
- Diterbitkan oleh: Direktorat Pembinaan Pendidikan Keaksaraan dan Kesetaraan-
Ditjen Pendidikan Anak Usia Dini dan Pendidikan Masyarakat-Kementerian Pendidikan dan
Kebudayaan, 2018

iv+ 32 hlm + ilustrasi + foto; 21 x 28,5 cm

Preface

Pendidikan kesetaraan sebagai pendidikan alternatif memberikan layanan kepada masyarakat yang karena kondisi geografis, sosial budaya, ekonomi dan psikologis tidak berkesempatan mengikuti pendidikan dasar dan menengah di jalur pendidikan formal. Kurikulum pendidikan kesetaraan dikembangkan mengacu pada kurikulum 2013 pendidikan dasar dan menengah hasil revisi berdasarkan peraturan Mendikbud No.24 tahun 2016. Proses adaptasi kurikulum 2013 ke dalam kurikulum pendidikan kesetaraan adalah melalui proses kontekstualisasi dan fungsionalisasi dari masing-masing kompetensi dasar, sehingga peserta didik memahami makna dari setiap kompetensi yang dipelajari.

Pembelajaran pendidikan kesetaraan menggunakan prinsip flexible learning sesuai dengan karakteristik peserta didik kesetaraan. Penerapan prinsip pembelajaran tersebut menggunakan sistem pembelajaran modular dimana peserta didik memiliki kebebasan dalam penyelesaian tiap modul yang di sajikan. Konsekuensi dari sistem tersebut adalah perlunya disusun modul pembelajaran pendidikan kesetaraan yang memungkinkan peserta didik untuk belajar dan melakukan evaluasi ketuntasan secara mandiri.

Tahun 2017 Direktorat Pembinaan Pendidikan Keaksaraan dan Kesetaraan, Direktorat Jendral Pendidikan Anak Usia Dini dan Pendidikan Masyarakat mengembangkan modul pembelajaran pendidikan kesetaraan dengan melibatkan pusat kurikulum dan perbukuan kemdikbud, para akademisi, pamong belajar, guru dan tutor pendidikan kesetaraan. Modul pendidikan kesetaraan disediakan mulai paket A tingkat kompetensi 2 (kelas 4 Paket A). Sedangkan untuk peserta didik Paket A usia sekolah, modul tingkat kompetensi 1 (Paket A setara SD kelas 1-3) menggunakan buku pelajaran Sekolah Dasar kelas 1-3, karena mereka masih memerlukan banyak bimbingan guru/tutor dan belum bisa belajar secara mandiri.

Kami mengucapkan terimakasih atas partisipasi dari Pusat Kurikulum dan Perbukuan Kemdikbud, para akademisi, pamong belajar, guru, tutor pendidikan kesetaraan dan semua pihak yang telah berpartisipasi dalam penyusunan modul ini.

Jakarta, Desember 2017
Direktur Jenderal

Harris Iskandar

Modul Dinamis: Modul ini merupakan salah satu contoh bahan ajar pendidikan kesetaraan yang berbasis pada kompetensi inti dan kompetensi dasar dan didesain sesuai kurikulum 2013. Sehingga modul ini merupakan dokumen yang bersifat dinamis dan terbuka lebar sesuai dengan kebutuhan dan kondisi daerah masing-masing, namun merujuk pada tercapainya standar kompetensi dasar.

Contents

HALAMAN JUDUL	i
Kata Pengantar	iii
Contents	iv
Petunjuk Penggunaan modul	1
Tujuan Yang Diharapkan	1
Pengantar Modul	2
UNIT 1 LET'S SING A SONG	3
Reading	3
Vocabularies	5
Assignment 1	5
Reading Comprehension	6
Listening	6
Speakung Or Oral Activity	7
Assignment 2	8
UNIT 2 NARATING A STORY	15
Reading Folks Story	15
Vocabulary Study	16
Assignment 1	18
Assignment 2	18
Assignment 3	18
Evaluation	26
Answer Keys	28
Kriteria Kukus Modul	31
Saran Reverensi	31

LET'S SING A SONG

PETUNJUK PENGGUNAAN MODUL

Modul ini dipergunakan untuk warga belajar pendidikan kesetaraan Paket C setara SMA. Modul ini bisa digunakan sebagai sarana atau bahan untuk pembelajaran mandiri (belajara tanpa bimbingan tutor), disamping menggunakan tutorial dan tatap muka. Materi dalam modul ini di susun dalam bentuk lagu dan cerita rakyat sehingga warga belajar merasa lebih tertarik dalam belajar bahasa Inggris.

. Untuk mencapai tujuan yang diharapkan peserta didik diharapkan mempelajari dengan urutan mengikuti perintah di setiap unit.

Untuk lebih mudah memahi materi dalam lirik lagu dan legendan rakyat, peserta didik bisa mempelajari kosa kata yang sudah disediakan dalam “vocabulary activity” berikut dengan contoh penggunaanya dan latihan untuk membuat kalimat sendiri dengan kosa kata yang telah dipelajari. Materi “structure” diberikan dibawah sesuai “structure” yang dipakai pada masing masing lagu dan cerita rakyat dengan kosa kata yang ada dalam meteri tersebut. Untuk memahamin isi cerita, peserta didik bisa menyelesaikan latihan terkait dengan pesan yang terkandung dalam legenda rakyat dan lirik lagu.

Masukan, kritik dan saran akan selau kami harapkan untuk menyempurnakan materi modul ini .

TUJUAN YANG DIHARAPKAN

Peserta didik bisa mengidentifikasi fungsi sosial, struktur teks, dan unsur kebahasaan teks naratif lisan dan tertulis terkait legenda rakyat, sederhana, sesuai dengan konteks penggunaannya.

Peserta bisa menerapkan fungsi sosial, struktur teks, dan unsur kebahasaan teks naratif lisan

dan tertulis terkait legenda rakyat, sederhana, sesuai dengan konteks penggunaannya.
Peserta didik bisa mendeskripsikan kembali secara kontekstual teks naratif lisan dan tertulis terkait legenda rakyat dengan memperhatikan fungsi sosial, struktur teks, dan unsur kebahasaan.

Peserta didik bisa menyusun teks naratif lisan dan tertulis terkait legenda rakyat dengan memperhatikan fungsi sosial, struktur teks, dan unsur kebahasaan dan sesuai konteks.

Peserta didik bisa mengidentifikasi fungsi sosial dan unsur kebahasaan lirik lagu dan menerapkan fungsi sosial dan unsur kebahasaan dalam lirik lagu.

Peserta didik bisa mendeskripsikan makna secara kontekstual fungsi sosial, struktur teks, dan unsur kebahasaan dalam lirik lagu

PENGANTAR MODUL

UNIT 1

LET'S SING A SONG



READING: Read the lyric!

He ain't heavy he is my brother

The road is long
With many winding turns
That leads us to who knows where
Who knows where
But I'm strong
Strong enough to carry him
He ain't heavy, he's my brother

So on we go
His welfare is of my concern

No burden is he to bear
We'll get there
For I know
He would not encumber me
He ain't heavy, he's my brother

If I'm laden at all
I'm laden with sadness
That everyone's heart
Isn't filled with the gladness
Of love for one another

It's a long, long road
From which there is no return
While we're on the way to there
Why not share
And the load
Doesn't weigh me down at all
He ain't heavy, he's my brother

He's my brother
He ain't heavy, he's my brother...

Writer: Robert William Scott, Bob Russell
"The Hollies At Abbey Road 1966-1970"



Vocabularies :

- winding (adj) : curving or twisting (berliku-liku)
turn (n) : a bend or corner in a road (belokan)
welfare (n) : a good health, happiness, comfort, etc of a person or group. (kesejahteraan)
Expl : the welfare of the nation. Parents are responsible of the welfare of their children.
- laden (adj) : loaded or weigh down with something; expl: trees are -hladen with apple; a heavily laden truck. (terbebani)
to encumber (v) : to prevent sb/sth from moving or acting freely and easily (menghambat)
expl : Traveling is difficult when you are encumbered with two small children and heavy suitcase; encumbered with debt.
ain't : is/are not. (tidak)

Assignment 1

(Penugasan 1)

- Objective** : - Students are able to understand the meaning of song.
- Students are able to identify the positive character available in the song
- Student are able to make a sentence by using new vocabularies.

Media : song lyric; casset

- Steps** : - read the lyric!,
- sing the song!,
- do the following exercise!.

Vocabulary : Using the vocabulary given above, write your own sentence!

Social function : Identifay the positive character you may found from the song lyric!



READING COMPREHENSION:

(PEMAHAMAN BACAAN)

1. Based on the song, please describe! what the road is like ?
2. Describe how does the man feel?
3. In this journey, is the man sure that he'll get to his destination? Why?
4. Do you think the man doesn't feel heavy when carrying his brother?
5. Does the song tell us about a nice and exciting journey?



LISTENING

- Open youtube : song "He ain't heavy he is my brother"!
- Listen to the song!



SPEAKING or ORAL ACTIVITY

SING A SONG

DIALOGUE : Practice this dialogue with your friend

- Budi : What do you usually do in your free time?
 Shinta : I usually listen to music and sing a song.
 Budi : What song do you usually sing?
 Shinta : I usually sing "I'm no body's child."
 Budi : Who is the song creator?
 Shinta : It is created by : Robrt william Scoth, bob Russell
 "The Hollies At Abbey Road 1966-1970"
 What about you?
 Budi : I also like listening to the music.
 Shinta : What song do you like best?

Budi : I like "He ain't heavy he is my brother".
 Shinta : Who created the song?
 Budi : It is created by Writer: CY COBEN, MEL FOREE
 Shinta : Well I've got to see my mother.
 Budi : Ok, see you later

Now say these words and pay attention to the word stress!

'winding 'welfare 'laden en'cumber 'turn
 'burden 'heavy 'brother 'sadness 'gladness

Structure Study

Statement	Question	Negative
I am strong	Are you strong?	You are not strong
The road is long	Is the road long	The road is not long
He is my brother	Is he your brother?	He is not my brother



Assignment 2

Objective : Students are able to give the correct form of the verb to be, are able to make yes / no question using the verb to be, to answer Yes/no question using the verb to be.

Media : A book

Steps : Study the structure Focus, then do the structure activity!

Structure Focus 1

The verb to be in statements. Note the changes of the verb to be.

	Singular	Plural
1st person	I am	We are
2nd person	You are	You are
3rd person	He/She/It is	They are

Structure Activity 1

In the following exercise, give the correct form of the verb to be!

- I laden at all.
- It my concern.
- He not heavy.
- Youmy brother.
- We students.
- Budi a senior high school student.
- Wati.....a college student.
- They both government employees.
- It not filled with the gladness.
- Mr. Yanto and Mrs. Dewi teachers.

Structure Focus 2

Statement : The road is long.
 Question : Is the road long?
 Statement : I am a teacher.
 Question : Are you a teacher?
 Statement : They are secretaries.
 Question : Are they secretaries?

WRITING:

Look at the statement in Structure activity 1.
 Change them into questions.

Structure Focus 3

Answering Yes – No question with the verb to be.

- Is Mr. Budi a government employee? Yes, he is
- Is he an economist ? No, he isn't. He is a lawyer.
- Is Yanto an economist? Not yet. He's still a student.
- Is he my brother? Yes, he is.
- Is he heavy? No, he is not heavy.

Note that a negative response may be given in two ways.

You're	not	You	aren't
He/She/It's	not	He/She/It	isn't
We're	not	We	aren't
They're	not	They	aren't

Structure Activity 2

Using the following cues, form questions and then give appropriate responses.

Example : Edy ----- High school student.
 Is Edy a high school student?
 No ----- college student.
 No, he isn't. He's a college student.

1. Budi a high school student?
 No already in college.
2. Nana..... Budi's classmate?
 No..... Yanto's classmate.
3. Budi Shinta's friend?
 Yes also Yanto's friend.
4. Muhammad Ali a famous actor?
 No,
5. Ani already in college?
 No, still in high school.
6. Basuki Abdullah a famous Indonesian painter?

7. Taman Ismail Marzuki a culture center?

8. Surabaya a clean city?

9. You a diligent student?.....
10. Is Mike Tyson a famous football player?

Structure Study: The Simple Present Tense

When we talk about what we or others are and what we do, we usually use the simple present tense. In Structure Study given before, you learn the present tense form of the verb to be. How about other verb?

Structure Focus 4

The Simple Present Tense in Statements

Look at the simple present tense forms of the verb to study

	SINGULAR	PLURAL
1st person	I study	We study
2nd person	You study	You study
3rd person	He/She studies	They study

Notice that the 3rd person singular form of the verb takes on an s / es.

I Study	He/She studies
I read	He/She reads
I watch	He/she watches.

Structure Focus 5

The Simple Present Tense in Yes – No Questions

Statement	:	I	study English.
Question	:	Do	you study english?
Statement	:	Budi	plays the football.
Question	:	Does	Budi plays football?

Statement : They enjoy their lesson.
Question : Do they enjoy their lesson?

In forming YES –NO question, the auxiliary do is used and placed before the subject. In forming question with the 3rd Person Singular, note that does is used and the main verb loses the s / es.

Structure Focus 6

The Simple Present Tens in Negatives

Question : Do you study English?
Negative Res. : No, I don't. I study sociology.

Question : Does Budi play the guitar?
Negative Res. : No, he doesn't. He plays football.

Question : Do they enjoy the lesson?
Negative Res. : No, they don't. The lesson don't challenge them.

Structure Activity 3

Choose the correct answer a, b, c, or d.

1. Asti in Surabaya.
a. stay b. stays c. staying d. are staying
2. Adi go to school already?
a. Do b. Is c. Does d. Are
3. have many brothers and sister?
a. Do you b. Does you c. Are you d. Is you
4. Shinta to SMA Negeri 1.
a. goes b. go c. going d. are going

5. Amir play football.
a. don't b. aren't c. doesn't d. isn't
6. Yanto and Iwan take an English Course.
a. Aren't b. doesn't c. isn't d. don't
7. Mr. Harahap to the office by car every day.
a. goes b. go c. is going d. are going
8. Sherly and wati to school by bus every day.
a. Goes b. go c. is going d. are going
9. Father TV every evening.
a. watch b. watches c. are watching d. is watching
10. Mother clothes every morning.
a. washes b. is washing c. wash d. washed

UNIT 2 NARATING A STORY

Reading folks story

MALIN KUNDANG

Along time ago, in west Sumatra, there was a poor widow living with two children. When her husband died, a poor woman who had to support her two children found it very difficult to make ends meet. They remained where they had to lived all their lives – - a small quite fishing village on the west coast of Sumatra.



One day, there was a lot of commotion in the quite harbor because a big merchant ship had just docked. The whole villager came out to the harbor so that they could really find out more about the big ship. The woman's son was so attracted by the ship that he was determined to become a sailor.

He started to cajole his mother so that she would give him permission to sail with the ship when it left. Although the boy's mother had certain reservations, in the end, she let Malin Kundang go. As he was getting ready to set sail, Malin Kundang asked for his mother's blessings and prayers. This she gave to him, though she could not do so with a light heart.





The years passed on so that the children were grown, and still there were no news from Malin Kundang. One day, while she was walking along the beach, Malin Kundang's sister noticed a large ship in the harbor. She was determined to find out some news about her brother, just as any good sister would do, especially because he had not been heard from for a long time.

She went to get her mother so that together they could go to the captain and ask for news of Malin Kundang. When they got to see the owner of the ship, they found out that the captain was none other than Malin Kundang himself.



But Malin Kundang had become such a successful ship captain that he pretended not to know his mother and sister. He look at them in such a way that they felt demeaned. Malin Kundang's mother was enraged because her son had denied any recognition of her. She was so upset that she cursed him. When she uttered the curse, Malin Kundang was immediately turned into stone.

Thus, we must obey, respect, and care about our parents. Especially mother, never show rebellious thoughts to your mother. Your mother prayers and blessing can be granted by the God and your mother curse can be the reality.

Vocabulary Study :

Study the following words found in the Passage.

1. to make ends meet = to keep tea pot always boiling (menajaga dapur tetap menyala)
2. commotion = noisy disturbance (keributan)
3. coast = beach (pantai)
4. blessings = restu

5. prayers = do'a
6. to cajole = merayu
7. a big merchant ship = kapal dagang yg besar
8. had just docked = telah bersandar (waktu lampau)
9. to be determined = memutuskan
10. to find out = to get information = mendapatkan informasi
11. to be attracted = tertarik
12. to have reservations = to have doubts = berperasaan ragu ragu
13. the west coast of Sumatra = pantai barat Sumatra
14. to pretend = berpura pura
15. to deny / denied (past) = meningkari
16. was enraged = marah
17. to notice = to see = melihat
18. the owner of the ship = pemilik kapal
19. so upset = begitu marah
20. to curse/ cursed(past) = mengutuk
21. uttered the curse = mengucapkan kutukan
22. immediately = tiba tiba
23. to turn into = berubah menjadi
24. turned into stone (past) = berubah menjadi batu

If you think that there are still many difficult words, please write down here and try to find the meanings by searching on google translation or dictionary.

WORDS	MEANINGS

Assignment 1 :

Objective : Understanding the usage of words, being able to use new vocabulary

Media : a book
Steps : Study the meaning and usage of new

vocabularies! Use the new vocabularies to make sentences!

Vocabulary Activity : Use the words above to write your own sentence!

Assignment 2:

Objective : Comprehending the story, being able to identify the social function.

Media : Folk story reading passage
Steps :

- Read the story carefully then identify the moral message found from the story.
- Read the story carefully then identify the text structure!
- Read the story carefully then do the following exercise!

Text Structure :

Orientation (orientasi) adalah :

awal atau pengenalan dari sebuah cerita. Biasanya berisi pengenalan tentang tokoh-tokoh dalam cerita yang akan diceritakan.

Example of Orientation (Contoh orientasi):

One day, Kancil was very thirsty and went looking for water

Complication (Komplikasi) adalah:

saat terjadinya sebuah masalah yang dihadapi oleh sang tokoh utama dalam cerita.

Example of Complication (Contoh komplikasi) adalah:

He finally came to a river and was enjoying a long, cool drink when a crocodile caught hold of his leg.

Resolution (Resolusi) adalah:

cerita dimana sang tokoh utama mendapatkan ide untuk memecahkan masalah yang berada dalam komplikasi.

Example of Resolution (Contoh resolusi):

But Kancil didn't panic and just kept quite. Suddenly he cried out: "Oh Crocodile, how can you be so stupid! Don't you see that's just a stick you have on your mouth? Look! This one's my leg!". Kancil pointed to a thin piece of wood lying nearby and which happened to be about the same size as Kancil's leg.

Ending adalah :

Ending merupakan penutup cerita. Ending ada dua macam yaitu: happy ending dan sad ending.

Contoh Ending:

By the time the crocodile realized what had happened, Kancil had already darted away.

Assignmens:

Now identify the text structure of the story of Maling Kundang!

Reading Comprehension (evaluation)

Based on the story above, choose the correct answer a, b, c, or d.!

1. According to passage where did the story take place?
a. in West Java
b. in Papua
c. in north coast of Sumatra
d. on the west coast of Sumatra
2. In paragraph one line two the phrase "to make ends meet" means :
a. to keep tea pot always boiling
b. to get along together
c. to recognize
d. to be independent
3. What caused the commotion in the harbor?
a. The big fish had just found
b. The big merchant ship had just docked
c. the lost fisher man had just found
d. the big storm

4. Based on the story, how did Malin Kundang react about the big ship?
 - a. He was so attracted
 - b. He was so worried
 - b. He was amused
 - d. He was shocked

5. What did Malin Kundang do after he was attracted by the ship?
 - a. He decided to become a fisherman.
 - b. He decided to settle in the village.
 - c. He decided to become a sailor.
 - d. He was determined to become a navy.

6. In paragraph three line three the word "reservation" have the same meaning with...
 - a. doubt
 - b. bravery
 - b. determination
 - d. confidence

7. What did Malin Kundang's mother do after Malin Kundang cajoled her?
 - a. She let Malin Kundang go.
 - b. She let Malin Kundang stay home.
 - b. She prevented him from going
 - c. she was angry.

8. What did Malin Kundang sister's do after she noticed a large ship in the harbor?
 - a. She was determined to be a sailor.
 - b. She wanted to sail.
 - c. She decided to get information about her brother.
 - d. She was determined to find out some news about her father.

9. What did Malin Kundang's sister and mother found out when they saw the ship owner?
 - a. They found out that the ship was the merchant ship.
 - b. They found out that the ship was the war ship.
 - c. They found out that the captain was none other than Malin Kundang's father.
 - d. They found out that the captain was Malin Kundang.

10. What did Malin Kundang do to his mother and sister?
 - a. He invited them to sail with him.
 - b. He returned home and decided to take care of them.
 - c. He provided them a new big house to stay.
 - d. He denied any recognition of them.

Writing :

Using your own word, write the story of Maling Kundang!

Speaking :

Using your own word, retell the story of Malin Kundang!

Assignment 3 :

Objective : Understanding the usage of THE PAST TENSE

Media : Book

Steps : study following the Structure Focus then do the exercise!

Structure Focus : USING THE PAST TENSE

Study the following :

STATEMENT	QUESTION	NEGATIVE
They were in the harbor yesterday.	Were they in the airport yesterday?	No, they weren't. They were in the harbor yesterday.
She went to the harbor last week.	Did she went to the farm last week?	No, she didn't. She went to the harbor last week.

When we talk about an event that has taken place and is over, we use the PAST TENSE.

The PAST TENSE form of the verb to be is:

Person Singular		Plural	
1st	I	was	We were
2nd	You	were	You were
3rd	He/She/It	was	They were

Other verbs form the **PAST TENSE** by adding -d or -ed to the **PRESENT TENS** form. Look at the following.

- to raise PRESENT : They raise chickens.
 PAST : They raised duck too, but now they don't anymore.
- to talk PRSENT : The profesor talks a lot.
 PAST : He talked for two hours yesterday..

Many other verbs have irregular past tense forms. Some of these verbs you have already learned include :

do	-	did	make	-	made	stand	-	stood
have	-	had	feel	-	felt	keep	-	kept
go	-	went	spend	-	spent	leave	-	left
think	-	thought	ride	-	rode	let	-	let
catch	-	caught	speak	-	spoke	get	-	got
tell	-	told	feel	-	felt	make	-	made
run	-	ran	become	-	became	come	-	came
find	-	found	say	-	said	drive	-	drove
drink	-	drank	eat	-	ate	speed	-	sped

Structure Activity 1 (evaluation)

Read the following passage. Put the verb in the PAST TENSE

One day, Kancil1..... (is) very thirsty and went looking for water. He finally2..... (come) to a river and was enjoying a long, cool drink when a crocodile3..... (catch) hold of his leg. But Kancil ...4.... (don't) panic and just5..... (keep) quite. Suddenly he....6.... (cry) out: "Oh Crocodile, how can you be so stupid! Don't you see that's just a stick you have on your mouth? Look! This one's my leg!". Kancil7..... (point) to a thin piece of wood lying nearby and which happened to be about the same size as Kancil's leg. By the time the crocodile.....8..... (realize) what had happened, Kancil had already darted away.




Another day, Kancil was thirsty again. This time, he went to another river clearer than the first one. He had learned his lesson and stood on a rock protruding into the water to take a long, cool drink. But when he9..... (raise) his head, he.....10..... (find) himself looking straight into the eyes of another crocodile, lying with his mouth open and ready to eat Kancil up.

But again, Kancil kept his cool and said : "Oh, Crocodile, I'm so thirsty. At least let me finish drinking." And Crocodile11..... (say): "Go ahead, Kancil. I can wait. A good meal is always worth waiting for".

So Kancil went on drinking, but his mind12..... (keep) searching for a way out. Then he13..... (speak): "Look, Crocodile. I have a wife and child, you know. What will become of them if you it me up? It really doesn't make any sense to let them living without me. So why don't you eat them up too? Let me go and get to get them so I can bring them to you."

The idea of having a meal of three Kancil instead of just one.....14..... (make) the crocodile feel generous and he15..... (tell) Kancil that it was a very bright idea. Kancil16..... (add), "Look, Crocodile, I can't swim across the river. Can you get me across to the other side?" Obliging, Crocodile17.....ask) Kancil to get on his back and off they went. When they18..... (get) to the other side of the river, Kancil quickly



.....19..... (dart) away, but he had already attracted the attention of the people in the village. Excited, the people20..... (chas) after him and Kancil21..... (run) back and forth leading the people to the edge of the river.

At the river edge, the villager22..... (catch) sight of the crocodile waiting for Kancil to bring his wife and child, and frightened by the sight of a crocodile so near their village, the people23.....come) with long knives and sticks and24..... (drive) it away. Kancil, hiding in a vegetable field nearby, saw the whole thing and when it was over, he25..... (speed) home thanking fate of his narrow escape.

VOCABULARY STUDY

Study the following words found in the Passage.

- to catch hold of = to grasp or hold on to = menangkap
The crocodile caught hold of the stick thinking that it was Kancil's leg.
- to panic = to become suddenly frightened or nervous= tiba tiba gugup
Shinta panicked when she heard the fire alarm.
Kancil didn't panic when the crocodile caught hold of his leg.
- to dart away = to move/jump/ run away quickly= melompat
Kancil darted away as soon as the crocodile let go of his leg.
The little boy wanted to catch the dragon fly but it darted away.
- to protrude (v) = protruding (adj) = to stick out = to jut out of the surrounding surface=
muncul dari permukaan sekitarnya
The big rock protruded into the water.
Long bamboo poles protruded from the cart moving slowly down the highway so
motorist had to be careful.
- to keep one's cool = to stay calm in the face of danger or trouble (to panic is the
opposite)= tetap tenang.
Kancil kept his cool even though the crocodile was ready to hit him up.
Mrs. Rini always keep her cool even though she may really be angry or upset.
- to search for = to look for =mencari
What are you searching for? Did you lose something? Kancil is clever enough to
search for a way out of trouble.
- to make sense = to be readily understood or explained; to seem right, reasonable
and/or practical= masuk akal = punya makna = punya arti
This telephone bill doesn't make any sense because I don't have a telephone. It
must be a mistake.
Going to the beach for a vacation make sense if you like to swim.
- Generous (adj) = very willing to give or share what you have=murah hati
Crocodile was feeling very generous so he allowed Kancil to go.
Mrs. Suwarni is very generous. She always spent a lot of time working with
handicapped children.
- happen to be = kebetulan

If you think that there are still many difficult words, please write down here and try to find the meanings by searching on google translation or dictionary.

WORDS	MEANINGS

Structure Focus : USING THE PAST CONTINUOUS TENSE

Study the following :

STATEMENT	QUESTION	NEGATIVE
They were walking along the beach when their parent called them.	Were they walking along the road when their parent called them?	No, they weren't. They were walking along the beach.
Kancil was enjoying a long, cool drink when crocodile caught hold of his leg.	Was Kancil eating vegetable when crocodile caught hold of his leg?	No, he wasn't. He was enjoying a long, cool drink when the crocodile caught hold of his leg. No, he wasn't.
Budi was studying English while Shinta was watching TV.	Was Budi playing foot ball while Shinta was watching TV?	He was studying English while Shinta was watching TV.

The Past continuous Tense is used when we talk about two actions that occurred at the same time, one action began earlier and was in progress when other action occurred.

1st : *Kancil was enjoying along cool drink.*

2nd : *Crocodile caught hold of his leg.*

Sometimes **The Past Continuous Tense** is used in both parts of sentences when two actions are in progress at the same time.

Budi was studying English while Shinta was watching TV.

Sometimes past continuous

Person Singular

1st	I	was	
2nd	You	were	studying English
3rd	He/She/It	was	

Person Plural

1st	We	were	
2nd	You	were	studying English
3rd	They	were	

Structure Activity 2 (evaluation)

Direction: Use The Simple Past or The Simple Continuous Tense in parentheses. Number one has been done for you.

1. I am sitting in the class right now. I (sit).....was sitting..... in the class at the exact time yesterday.
2. I don't want to go to the zoo because it is raining. The same thing happened yesterday. I (want, not) to go to the zoo because it (rain)
3. I (call) Budi at nine last night, but he (be, not) at home. He (study) at the library.
4. I (hear; not) the thunder during the storm last night because I (sleep)
5. It was beautiful yesterday when we went for a walk in the park. The sun (shine)
A cool breeze (blow) The bird (sing).....
6. My brother and sister (argue) about something when I (walk)
Into the room.
7. I got a package in the mail. When I (open) it. I (find) a surprise.
8. While Mrs. Suwarni (read)the little boy a story, he (fall) asleep,
so she (close) the book and quietly (tiptoe) out of the room.
9. A : Why weren't you at the meeting?
B : I (wait) for an overseas call from my family.

10. A : (you, hear) what she just said?
B: No, I (listen, not) I (think) about something else.
11. A : How (you, break) your arm?
B : I (slip) on the ice while I (cross) the street in front of the dorm.

Recognizing Clauses.

Read the sentences below pay attention to the conjunction.

Kancil was enjoying a long, cool drink **when** a crocodile caught hold of his leg. (adverbial clause of time) Conjunction: **when**

1. Kancil was enjoying a long, cool drink.
2. A crocodile caught hold of his leg.

They remained **where** they had to lived all their lives – - a small quite fishing village on the west coast of Sumatra. (adverbial clause of place) Conjunction: **where**

1. They remained there.
2. They had to lived all their lives in a small quite fishing village on the west coast of Sumatra.

One day, there was a lot of commotion in the quite harbor **because** a big merchant ship had just docked. (adverbial clause of cause) Conjunction: **because**

1. One day, there was a lot of commotion in the quite harbor.
2. A big merchant ship had just docked

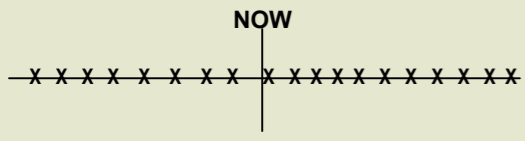
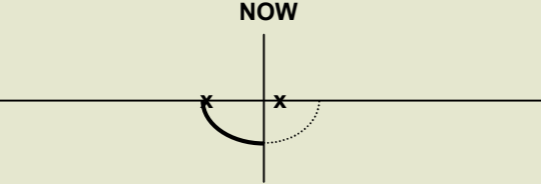


The whole villager came out to the harbor **so that** they could really find out more about the big ship. (adverbial clause of purpose) Conjunction: **so that**

1. The whole villager came out to the harbor.
2. They could really find out more about the big ship

The woman's son was **so** attracted by the ship **that** he was determined to become a sailor. (adverbial clause of result) Conjunction: **so – that**

1. The woman's son was so attracted by the ship..
2. He was determined to become a sailor.

SUMMARY OF THE VERB TENSES (RANGKUMAN TENSIS)

<p>SIMPLE PRESENT TENSE</p>  <p>Budi studies every day.</p>	<p>PRESENT CONTINUOUS TENSE</p>  <p>Budi is studying right now.</p>
<p>SIMPLE PAST TENSE</p>  <p>Budi studied last night.</p>	<p>PAST CONTINUOUS TENSE</p>  <p>Budi was studying when I came.</p>

Structure Actifty 1 (evaluation)

Scoring : Jumlah jawaban yang benar dikalikan 10

- | | |
|--------|---------|
| 1. am | 6. is |
| 2. is | 7. is |
| 3. is | 8. are |
| 4. are | 9. is |
| 5. are | 10. are |

Structure Actifty 2 (evaluation)

Scoring: Jumlah jawaban yang benar dikalikan 10

- Is Budi a high school student?
No, he isn't. He is already in college.
- Is Nana Budi's classmate?
No, she isn't. She is Yanto's classmate.
- Is Budi Shinta's friend?
Yes he is. He is also Yanto's friend
- Is Muhammad Ail a famous actor?
No, he isn't. He is a famous boxer.
- Is Ani already in college?
No, she isn't. She is still in senior high school.
- Is Basuki Abdulah a famous Indonesian painter?
Yes, he is..
- Is taman Ismail Marzuki a culture center?
Yes, it is.
- Is Surabaya a clean city?
Yes, it is.
- Are you a deligent student?
Yes, I am.
- Is Mike Tyson a famous football player?
No, he isn't. He is a famous boxer.

ANSWER KEY

UNIT ONE

READING COMPREHENSION (evaluation)

Scoring: Jumlah jawaban yang benar dikalikan 20

- The road is long with many winding turns.
- He feels strong, strong enough to carry his brother.
- Yes, He is. He is very confident. His brother would not encumber him.
- Actually he feels heavy.
- No it doesn't. it tells us about a hard journey.

Structure Activity 3 (evaluation)

Scoring: Jumlah jawaban yang benar dikalikan 10.

1. b. stays
2. c. Does
3. a. Do you
4. a. goes
5. c. doesn't
6. d. don't
7. a. goes
8. b. go
9. b. watches
10. a. washes

UNIT TWO

Reading Comprehension:

Scoring: jumlah nilai yang benar dikalikan 10

1. d. on the west coast of Sumatra
2. a. to keep tea pot always boiling
3. c. The big merchant ship had just docked.
4. a. He was so attracted.
5. c. He decided to become a sailor.
6. a. doubt
7. a. She let Malin Kundang go.
8. c. She decided to get information about her brother.
9. d. They found out that the captain was Malin Kundang
10. d. He denied any recognition of them.

Structure Activity 1

Scoring: jumlah nilai yang benar dikalikan 4

- | | | | | |
|-----------|-------------|-----------|------------|------------|
| 1. was | 6. cried | 11. said | 16. added | 21. ran |
| 2. came | 7. pointed | 12. kept | 17. asked | 22. caught |
| 3. caught | 8. realized | 13. spoke | 18. Got | 23. came |
| 4. didn't | 9. raised | 14. made | 19. Darted | 24. drove |
| 5. kept | 10. found | 15. told | 20. chased | 25. sped |

Structure Activity 2

Scoring: jumlah nilai yang benar dikalikan 10

2. I was not going to the zoo because It was raining.
3. I called Budi at nine last night, but he was not at home. He was studying at the library.
4. I didn't hear the thunder during the storm last night because I was sleeping.
5. It was beautiful yesterday when we went for a walk in the park. The sun was shining. A cool breeze was blowing. The bird was singing.
6. My brother and sister were arguing about something when I was walking Into the room.
7. I got a package in the mail. When I was opening it. I found a surprise.
8. While Mrs. Suwarni was reading the little boy a story, he fell asleep, so she closed the book and quietly tiptoed out of the room.
9. A : Why weren't you at the meeting?
B : I was waiting for an overseas call from my family.
10. A : Did you hear what she just said?
B : No, I was not listening to. I was thinking about something else.
11. A : How did you break your arm?
B : I slipped on the ice while I was crossing the street in front of the dorm.

KRITERIA LULUS MODUL :

Kriteria lulus modul jika di masing masing evaluation nilai minimal adalah 70 (tujuh puluh).

Saran Reerensi

A Practical English Grammar Exercise by A.J. Thomson and A.V. Martinet, Essential Grammar In Use – A self –study reference and practice book By Raymond Murphy. Kamus Inggris – Indonesia oleh Hasan Sadely & John Ecols

Daftar Pustaka : Modern English by Marcella Frank, Practical English Usage by Michael Swan, Understanding and Using English Grammar by Betty Schramper Azar, Communicating in English by G.C. Kismadi, American Heritage Dictionary, Oxford Advance Learner Dictionary
www. Google.co.id.photo+malin+kundang, Google.co.id.photo+kancil+dan+buaya

